



Tailored measures supporting energy vulnerable households

# Newsletter #2

August 2022

	Editorial	02
D 4.1.	Energy Consumption of Participating Households	03
D 1.3.	Citizen Views on Policy Needs	03
	General Assembly	04
	Partner Profile	05
	Country Reports	06



**8**

European Countries



**12**

Project Partners



**36**

Projects Months



**1**

Major Problem To Tackle



# Who's at risk?

Energy prices affect us all. But not all of us feel the impact of drastic price increases in the same way. In 2021, the European Union met 58% of its energy needs through imports. The largest supplier was Russia. A quarter of its oil, almost half of its imported coal and around 40% of its natural gas came from Russia. After the Russian invasion of Ukraine in February 2022, energy prices rose rapidly. And there are many indications that prices will remain at a very high level or could even rise further. The **World Bank forecasts an increase in energy prices of up to 50%.**

Dependence on fossil fuels, not only those from Russia, is a problem. This is because **price fluctuations have a very direct impact on the financial situation of households.** And not just since the start of the war in Ukraine. Even before that, households in all EU countries experienced high prices for electricity, gas and oil. Those who can barely cover their household's energy needs for financial reasons suffer from energy poverty.

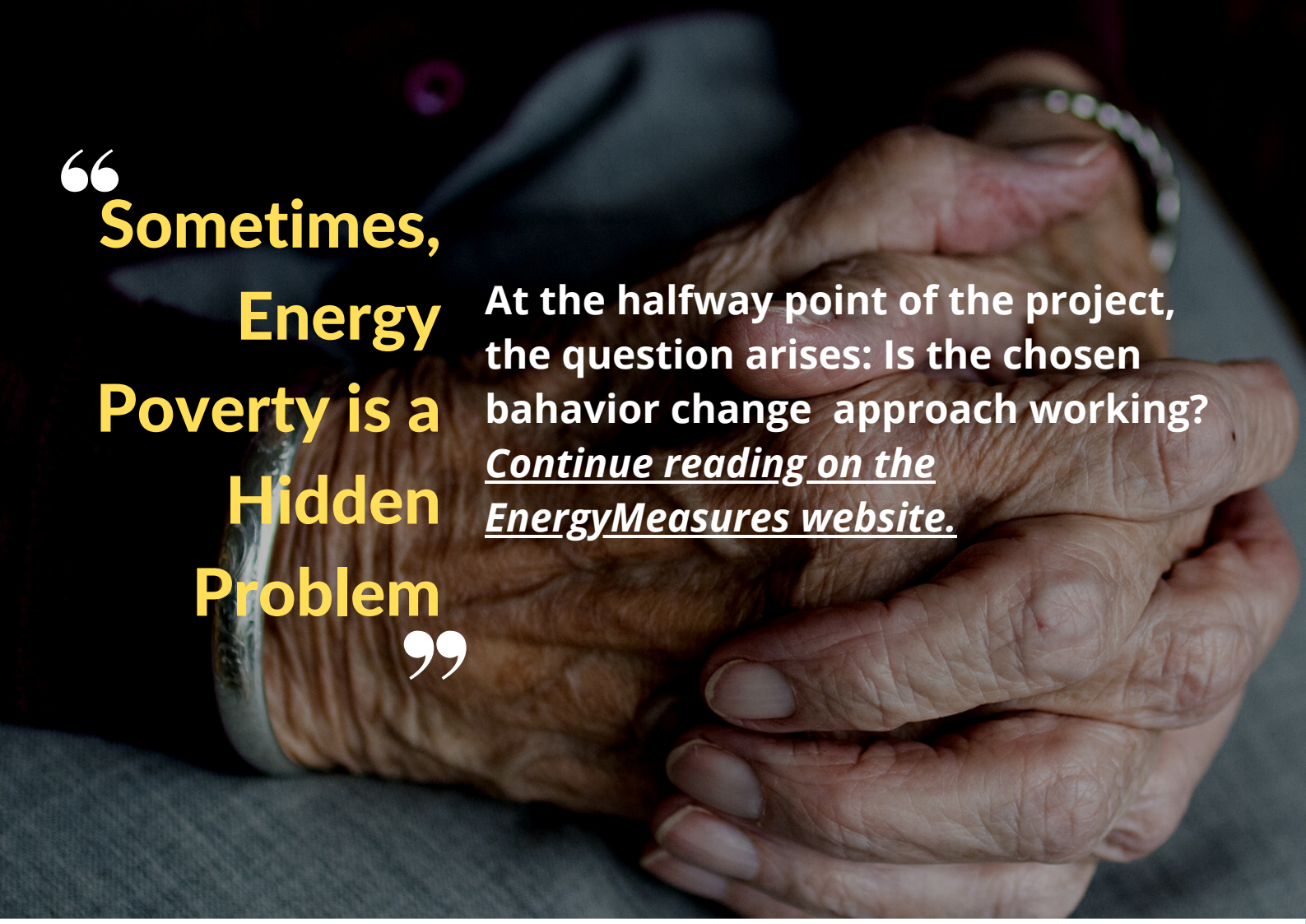
Deliverable 4.1 of the EnergyMeasures project provides a **report on energy consumption of the households participating in the project.** It also contains figures showing how dramatic the situation was for some households in the seven EU countries participating in the project even before the outbreak of war in Ukraine.

In Flanders, Belgium, 15.1% of the 2.86 million households are affected by energy poverty and in the Wallonië region this figure rises to 28,3% (D.4.1, p12). For Ireland, the proportion of households affected is estimated at 17.5% (D.4.1, p43). In the Netherlands, 550,000 of the eight million households are thought to be affected by energy poverty (D.4.1, p57). For Poland, the percentage of households experiencing Energy Poverty is reported to be 21.4%, drastically increased by the COVID-19 pandemic (D.4.1, p73). In the Scottish part of the UK, the figure is around 25% (D.4.1, p84). Also for the countries participating in the project, for which no concrete figures are available, Bulgaria and North Macedonia, energy poverty is a widespread problem.

The figures show that **galloping energy prices are putting even larger sections of the European population at risk of energy poverty.** The approach of the EnergyMeasures project in reducing this risk is behavioral changes in households. Whether these will be enough to eliminate energy as a cost driver for households throughout Europe is questionable. However, small measures to reduce individual energy consumption in households can make an important contribution.




**Thomas Stollenwerk,**  
EnergyMeasures Communications Lead  
[stollenwerk@oikoplus.com](mailto:stollenwerk@oikoplus.com)



“Sometimes,  
Energy  
Poverty is a  
Hidden  
Problem”

At the halfway point of the project, the question arises: Is the chosen behavior change approach working? [Continue reading on the EnergyMeasures website.](#)



“A Chain-  
Reaction of  
Negative  
Consequenc  
es of Living  
in Energy  
Poverty”

A series of interviews conducted with citizens and stakeholder organisations shows how people experience energy poverty and also the institutional support offered to affected households in seven European countries. [Read more on the project website.](#)



# General Assembly in Eindhoven



It took some time for the EnergyMeasures consortium to come together for their first in-person General Assembly. The pandemic had made an in-person kick-off meeting in September 2020 impossible, and apart from individual hybrid meetings the consortium reverted to carrying out much of its communication via online platforms. This made the **first "real" meeting at the General Assembly from 31 May to 2 June 2022 in Eindhoven**, the Netherlands, all the more important.





# Partner Profile:

## Oikoplus GmbH

Oikoplus was founded in Vienna, in 2018. As part of research consortia, Oikoplus develops what is called dissemination in the language of EU innovation funding. [Keep reading here to learn more...](#)

OIKOPLUS

ENERGYMEASURES

[Home](#) [News](#) [Regions](#) [Work Plan](#) [Project Outputs](#) [About](#)



Tailored measures supporting energy vulnerable households

We develop plans to reduce energy costs based on your daily energy related needs.



EnergyMeasures

Tailored measures supporting energy vulnerable households

We offer ongoing support to optimising the effectiveness of no-cost and low-cost energy measures.



EnergyMeasures

Tailored measures supporting energy vulnerable households

Tailored measures supporting energy vulnerable households

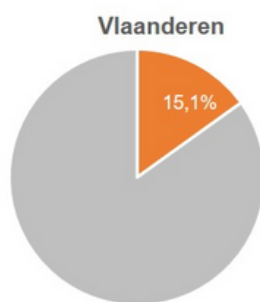


This project has received funding from the European Union's Horizon 2020 Programme for Research and Innovation under Grant Agreement no 894759.

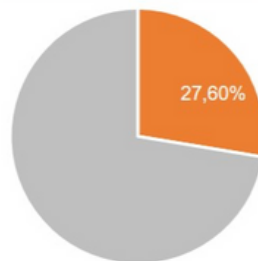
# Country Reports: Belgium, Ireland & Poland

## Belgium

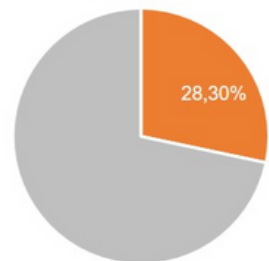
In Belgium, more than one household in five is affected by energy poverty (20.7% of Belgian households in 2019). This value has not varied significantly since 2009. However, there are strong differences between the regions. [Continue reading ...](#)



Brussels Hoofdstedelijk Gewest



Wallonië



## Ireland

**Ireland's Energy Poverty Strategy** estimates that the rate of households experiencing energy poverty in the country falls between 8.8 – 28%, depending on whether this is based on self-reported inability to heat or derived from modelled expenditure and building energy rating data (DCENR, 2016). [Continue reading ...](#)

## Poland

**Energy poverty is a significant problem in Poland. Before the pandemic, it affected 12% of Poland's inhabitants.** In 2020, the number increased to 21.4%. According to analysts, it was aggravated by job losses and falling wages, especially among people with the lowest and middle income. In Poland, the share of expenditure on electricity, gas and other fuels in the structure of household expenditure is twice as high as the EU average. [Continue reading ...](#)

# For Information and Updates Please Visit



[www.energymeasures.eu](http://www.energymeasures.eu)



[www.facebook.com/NRGMeasures](http://www.facebook.com/NRGMeasures)



[www.instagram.com/energymeasures](http://www.instagram.com/energymeasures)



[www.twitter.com/nrgmeasures](http://www.twitter.com/nrgmeasures)



This project has received funding from the European Union's Horizon 2020 research and innovation programme under grant agreement No 894759